

# QUOTATION REQUEST FORM



**It's time to expect more from your bathroom.** Aria partitions provide extreme privacy, many design choices, and innovative features. With millions of design combinations, your design experience will be anything but boring.

## STEP 1:

Pick your door design from the **Door Panel Options Pages**.

DOOR PANEL OPTION: \_\_\_\_\_ PRICE GROUP: \_\_\_\_\_

## STEP 2:

Pick your side panel design form the **Side Panel Options Page**.

BOTTOM SIDE PANEL: \_\_\_\_\_ PRICE GROUP: \_\_\_\_\_

## STEP 3:

Pick your color/texture combination for each component from the **Main Color Options Page**. These can all be the same or completely different to meet your design needs.

	COLOR*	TEXTURE*
DOOR:	_____	_____
PILASTER:	_____	_____
TOP SIDE PANEL:	_____	_____
BOTTOM SIDE PANEL:	_____	_____

\*Must choose from standard color/texture combinations referencing the Texture Key or minimum quantities and up charges may apply for custom combinations.

## STEP 4:

Pick your optional trim color and pattern for each location from the **Trim Color Options Page**. Base trim is used at the floor. A chair rail is used in the center of the side panel and a trim piece can be used on the top of the stalls as well to provide your system with a spectacular finish.

	COLOR	PATTERN
BASE MOLDING:	_____	_____
CHAIR RAIL (PANEL CENTER MOLDING):	_____	_____
*TOP MOLDING:	_____	_____

\*Required on floor to ceiling configurations.

## STEP 5:

Pick your system height. The minimum height is 86" and the maximum is 110". You can then add 5" trim to the 110" system to reach approximately 112" max height. Heights between 86" and 110" can also be chosen but brackets will need to be field cut to exact sizes.

86"  110" CUSTOM: \_\_\_\_\_

Is system designed to go to the ceiling?  YES  NO If yes, what is the floor to ceiling height? \_\_\_\_\_

## STEP 6:

Job Information

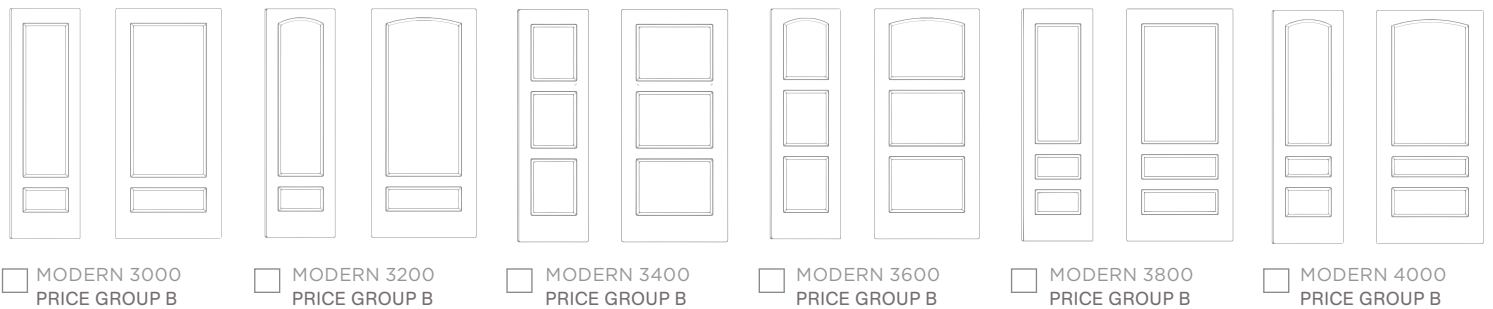
JOB NAME: \_\_\_\_\_ EST INSTALL DATE: \_\_\_\_\_  
CITY: \_\_\_\_\_ STATE: \_\_\_\_\_  
CONTACT PERSON: \_\_\_\_\_ PHONE: \_\_\_\_\_  
DEALER NAME: \_\_\_\_\_ EMAIL: \_\_\_\_\_

# DOOR & SIDE PANEL OPTIONS

## TRADITIONAL DOOR SERIES



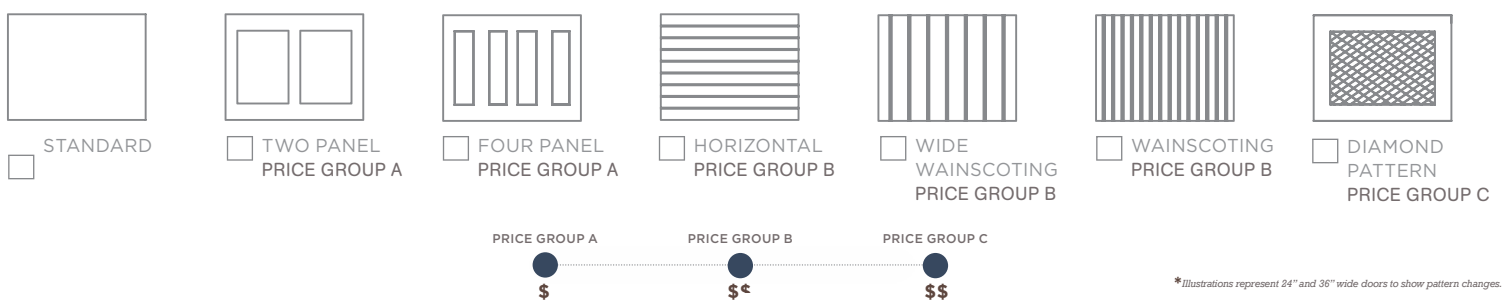
## MODERN DOOR COLLECTION



## EXCLUSIVE DOOR COLLECTION



## SIDE PANEL OPTIONS




\*Illustrations represent 24" and 36" wide doors to show pattern changes.

# COLOR OPTIONS


Please circle main color and trim color options.

## MAIN COLOR



## TRIM COLOR

Sold in 96" lengths except as noted.



\*84" Lengths

### CUSTOM COLORS AVAILABLE UPON REQUEST.

Color matching is limited by printing process. Actual samples are available and recommended prior to color selections.

\*Special orders require extended lead times. Minimum order requirements may apply.

\*All textures standard order.

TEXTURE KEY: **OP** ORANGE PEEL **EX** EX **H** HAMMERED **RB** ROTARY BRUSHED **MT** MATCHING TRIM (PAGE 7)

*Design Note: All colors can be the same or you can get as creative as you like.*

## TRIM OPTIONS

