

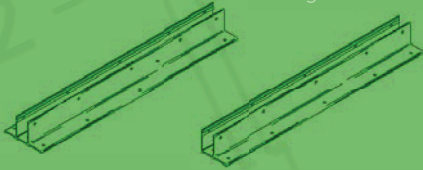
HARDWARE

Continuous Brackets

54" Plastic or Stainless Steel*; 54" or 68" Aluminum

Double Ear

Single Ear

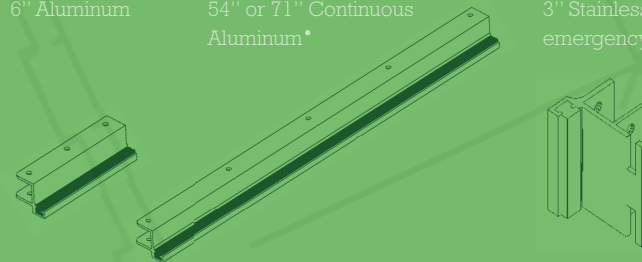


Strikes

6" Aluminum

54" or 71" Continuous Aluminum*

3" Stainless Steel emergency access

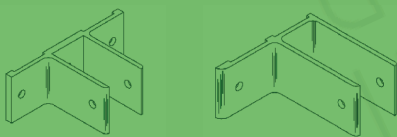


Stirrup Brackets

Aluminum or Stainless Steel

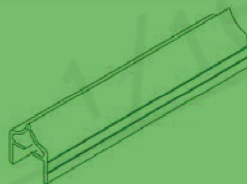
Double Ear

Single Ear



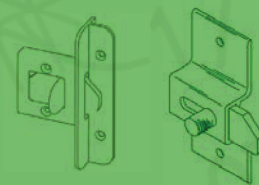
Head Rail

Aluminum



Latches

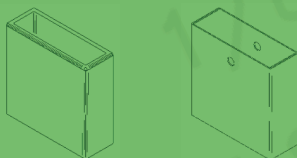
Aluminum or Stainless Steel*†



Shoes

Plastic Pilaster††

Stainless Steel



Hinges

8" Wrap Around

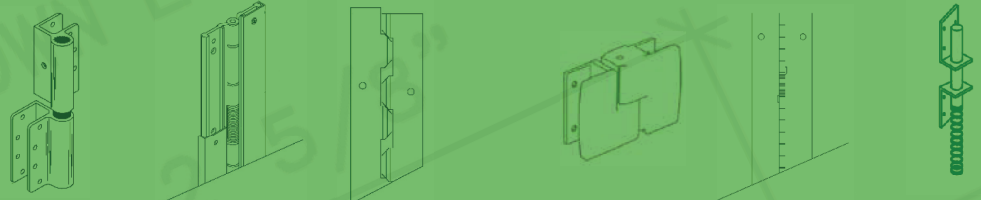
54", 65", 71" Continuous Aluminum*

54", 65", 71" Continuous Stainless Steel Helix*

Regal Hinge

54", Continuous Stainless Steel Spring Loaded*

Stealth Integral Hinge



*Optional hardware † Stainless steel option varies from aluminum hardware shown. †† Limited colors available.